

Assembly Instructions

Instructions d'assemblage

Instrucciones de ensamblado

組み立てプラン付き



Before beginning, review these instructions completely.

Always check local building codes.

Select roof and trim materials, and door hardware, (not included in Material List) if desired.

T-Hinge recommended for door. Other types of hinges may require modification to door width.

Avant de commencer, bien lire au complet ces instructions.

Toujours vérifier les codes locaux du bâtiment.

Sélectionner les matériaux de toit et de garniture, et la quincaillerie de porte, (non compris dans la Liste des matériaux) si désiré.

Charnières en T recommandées pour la porte. D'autres types de charnières peuvent nécessiter une modification à la largeur de la porte.

Antes de empezar, lea estas instrucciones completamente.

Siempre verifique los códigos de construcción locales.

Seleccione los materiales para el techo y el borde, y la herrajería para puertas (no incluida en la lista de materiales), si lo desea.

Se recomienda bisagra en T para la puerta. Otros tipos de bisagra pueden requerir modificación del ancho de la puerta.

始める前に、この説明書をすべてお読みください。

お住まいの地域の建築基準法を必ず確認してください。

材料リストには載っていない屋根材やトリム（装飾）、そしてドア金具などをお好みで選択してください。

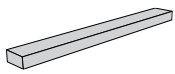
ドアにはT型のちょうつがいをお勧めします。その他のちょうつがいは、ドアの幅を調節する必要があることがあります。

OUTDOOR STRUCTURES
2x4 basics
SHED KIT
 Peak Roof

7 ft. x 8 ft.
 [2134 mm x 2438 mm]

8 ft. x 14 ft.
 [2438 mm x 4267 mm]

10 ft. x 22 ft.
 [3048 mm x 6706 mm]



= Pressure-treated
 Traité sous pression
 Tratado de presión
 加压注入

1x4 x 8 ft.
 [19 mm x 89 mm x 2438 mm] **x1**

1x4 x 10 ft.
 [19 mm x 89 mm x 3048 mm] **x1**

2x4 x 8 ft.
 [38 mm x 89 mm x 2438 mm] **x21**

2x4 x 8 ft.
 [38 mm x 89 mm x 2438 mm] **x7**


2x4 x 10 ft.
 [38 mm x 89 mm x 3048 mm] **x4**

2x4 x 12 ft.
 [38 mm x 89 mm x 3658 mm] **x5**

4 ft. x 8 ft.
 [1219 mm x 2438 mm] **x3**

4 ft. x 8 ft.
 [1219 mm x 2438 mm] **x8**

4 ft. x 8 ft.
 [1219 mm x 2438 mm] **x2**



1x4 x 8 ft.
 [19 mm x 89 mm x 2438 mm]

Y **x1**
 71 1/4 in.
 [1810 mm]

1x4 x 10 ft.
 [19 mm x 89 mm x 3048 mm]

V **x1**
Y 71 1/4 in. [1810 mm]
 38 1/4 in. [972 mm]

2x4 x 10 ft.
 [38 mm x 89 mm x 3048 mm]

O **x2**
 58 1/2 in. [1486 mm]

Z **x2**
ZZ 71 in. [1803 mm]
 33 1/2 in. [851 mm]

2x4 x 12 ft.
 [38 mm x 89 mm x 3658 mm]

K **x5**
 66 1/4 in. [1683 mm]
 66 1/4 in. [1683 mm]

2x4 x 8 ft.
 [38 mm x 89 mm x 2438 mm]

F **x2**
 96 in. [2438 mm]

G **x1**
 76 in. [1930 mm]

J **x3**
 96 in. [2438 mm]

R **x1**
 87 1/4 in. [2216 mm]

HH **x3**
 76 1/8 in. [1934 mm]

NN **x2**
 72 in. [1829 mm]

S **x1**
G 76 in. [1930 mm]
 15 3/8 in. [391 mm]

L **x2**
N 75 1/2 in. [1918 mm]
 14 1/2 in. [368 mm]

T **x2**
N 75 1/2 in. [1918 mm]
 17 3/8 in. [441 mm]

M **x4**
 42 1/4 in. [1073 mm]
 42 1/4 in. [1073 mm]

P **x2**
 89 in. [2261 mm]

E **x2**
 83 in. [2108 mm]

H **x3**
 76 1/8 in. [1934 mm]



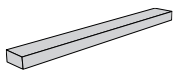
7 ft. x 8 ft.
 [2134 mm x 2438 mm]



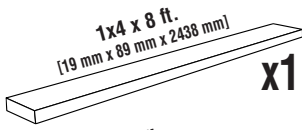
8 ft. x 14 ft.
 [2438 mm x 4267 mm]



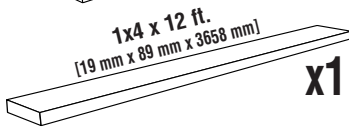
10 ft. x 22 ft.
 [3048 mm x 6706 mm]



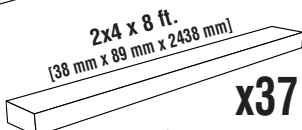
= Pressure-treated
 Traité sous pression
 Tratado de presión
 加压注入



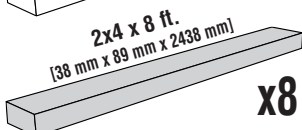
1x4 x 8 ft.
 [19 mm x 89 mm x 2438 mm] **x1**



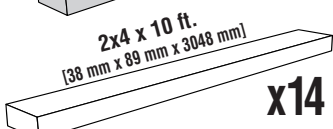
1x4 x 12 ft.
 [19 mm x 89 mm x 3658 mm] **x1**



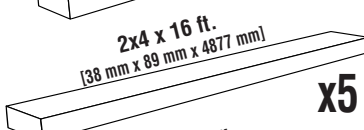
2x4 x 8 ft.
 [38 mm x 89 mm x 2438 mm] **x37**



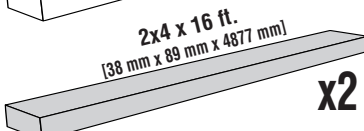
2x4 x 8 ft.
 [38 mm x 89 mm x 2438 mm] **x8**



2x4 x 10 ft.
 [38 mm x 89 mm x 3048 mm] **x14**



2x4 x 16 ft.
 [38 mm x 89 mm x 4877 mm] **x5**



2x4 x 16 ft.
 [38 mm x 89 mm x 4877 mm] **x2**




4 ft. x 8 ft.
 [1219 mm x 2438 mm] **x5**



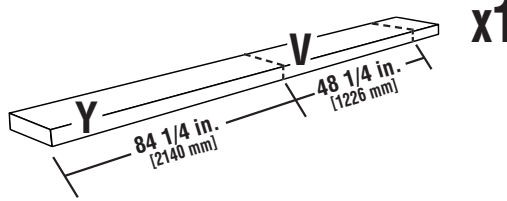
4 ft. x 8 ft.
 [1219 mm x 2438 mm] **x14**



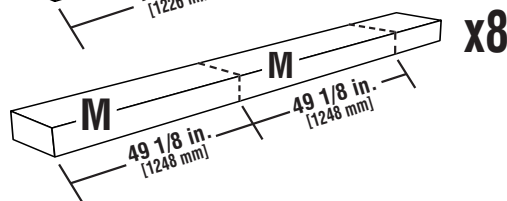
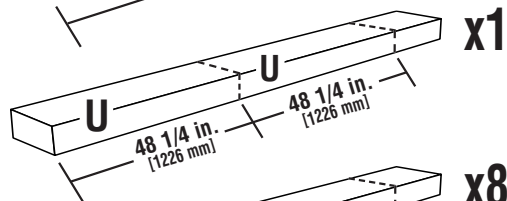
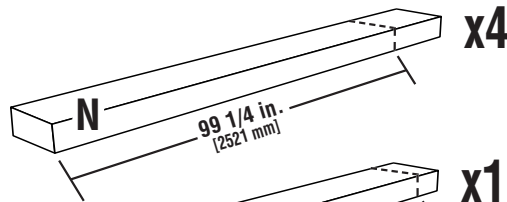
4 ft. x 8 ft.
 [1219 mm x 2438 mm] **x4**



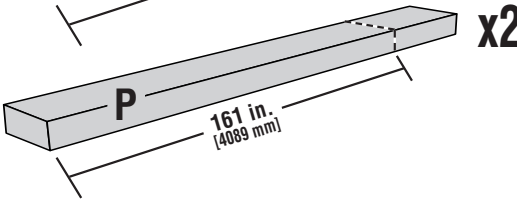
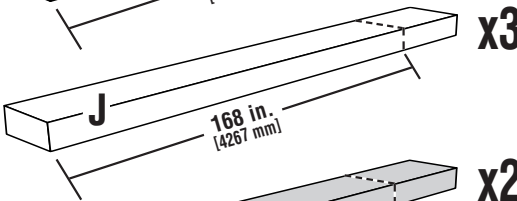

1x4 x 12 ft.
 [19 mm x 89 mm x 3658 mm]



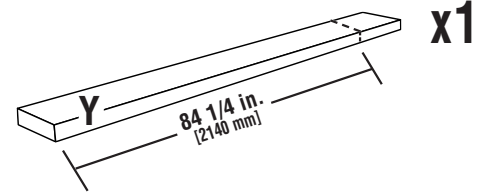
2x4 x 10 ft.
 [38 mm x 89 mm x 3048 mm]



2x4 x 16 ft.
 [38 mm x 89 mm x 4877 mm]




1x4 x 8 ft.
 [19 mm x 89 mm x 2438 mm]



84 1/4 in.
 [2140 mm]

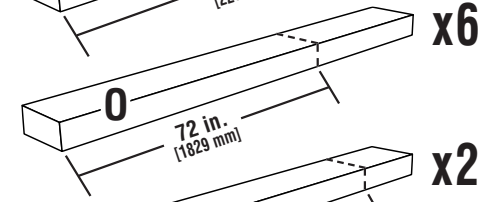
2x4 x 8 ft.
 [38 mm x 89 mm x 2438 mm]



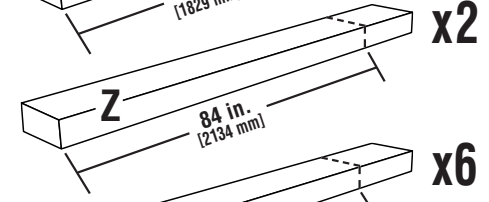
88 in.
 [2235 mm]



90 1/4 in.
 [2292 mm]



72 in.
 [1829 mm]



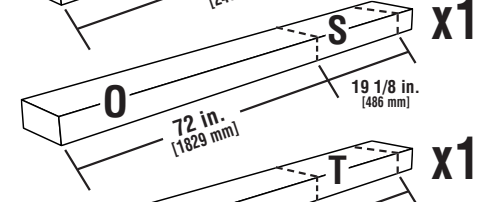
84 in.
 [2134 mm]



88 1/8 in.
 [2238 mm]

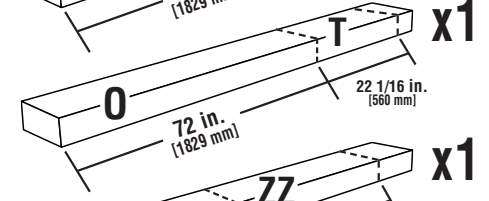


95 3/4 in.
 [2432 mm]



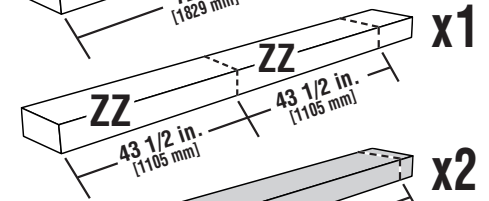
72 in.
 [1829 mm]

19 1/8 in.
 [486 mm]



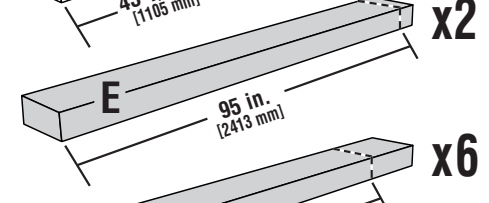
72 in.
 [1829 mm]

22 1/16 in.
 [560 mm]

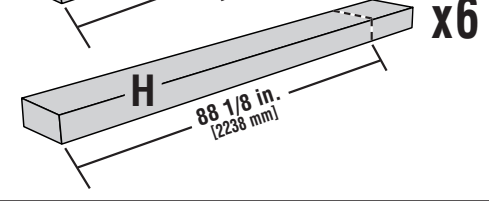


43 1/2 in.
 [1105 mm]

43 1/2 in.
 [1105 mm]

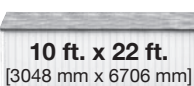


95 in.
 [2413 mm]


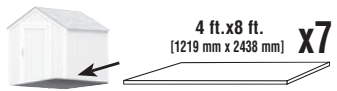
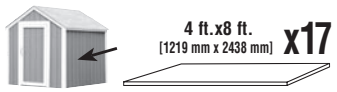
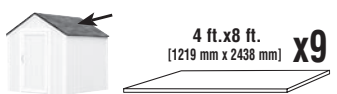
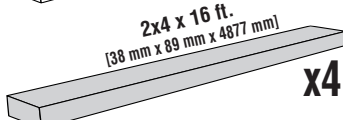
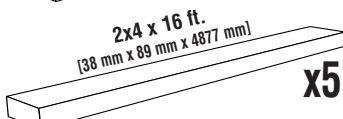
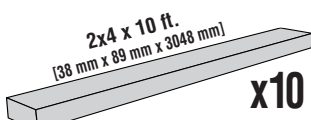
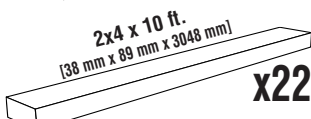
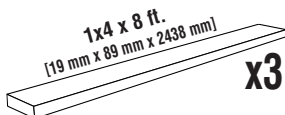


88 1/8 in.
 [2238 mm]

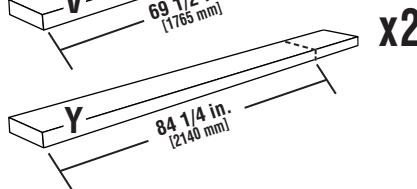
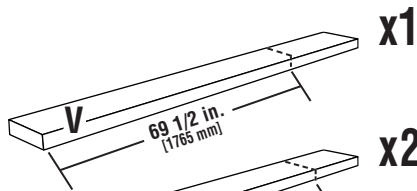
2 4 basics
SHED KIT
 Peak Roof



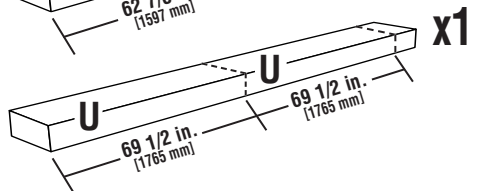
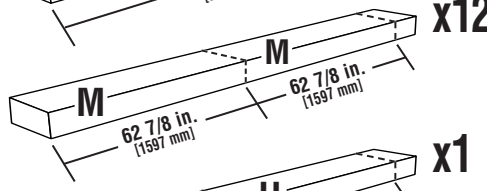
= Pressure-treated
 Traité sous pression
 Tratado de presión
 加圧注入



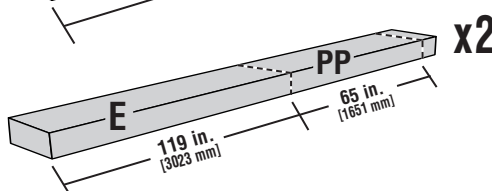
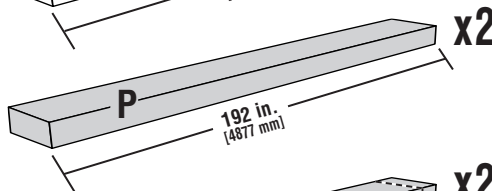

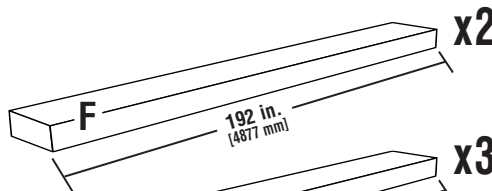
1x4 x 8 ft.
 [19 mm x 89 mm x 2438 mm]



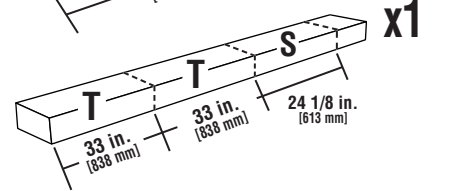
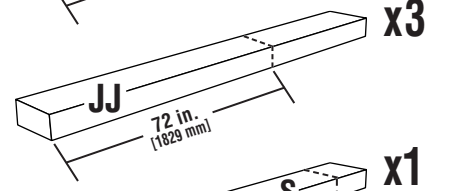
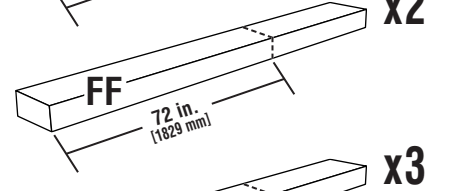
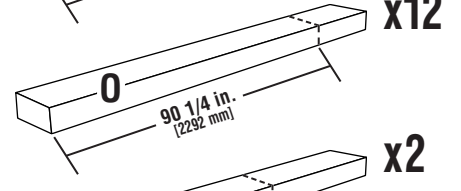
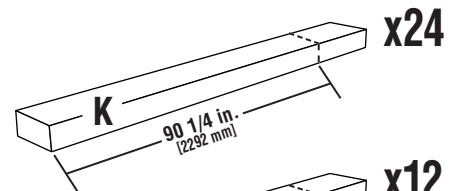
2x4 x 12 ft.
 [38 mm x 89 mm x 3658 mm]



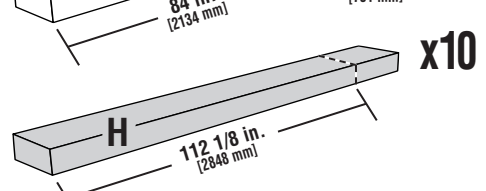
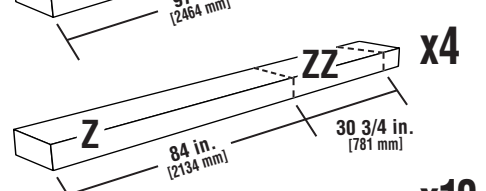
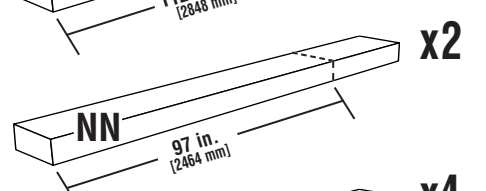
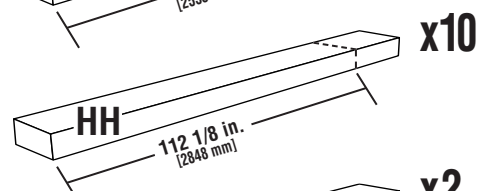
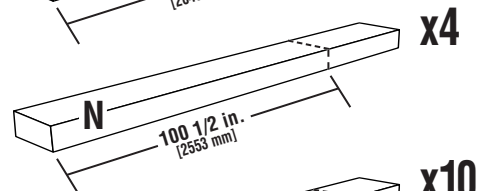
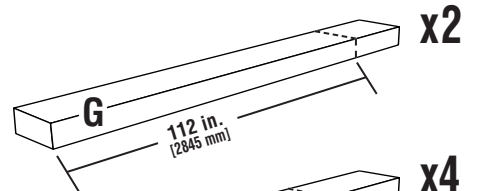
2x4 x 16 ft.
 [38 mm x 89 mm x 4877 mm]




2x4 x 8 ft.
 [38 mm x 89 mm x 2438 mm]

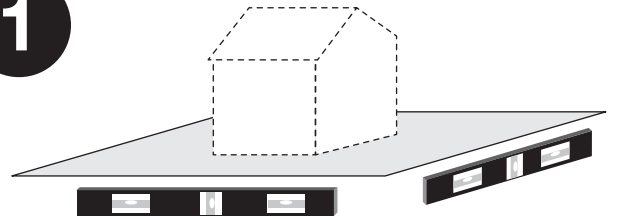


2x4 x 10 ft.
 [38 mm x 89 mm x 3048 mm]



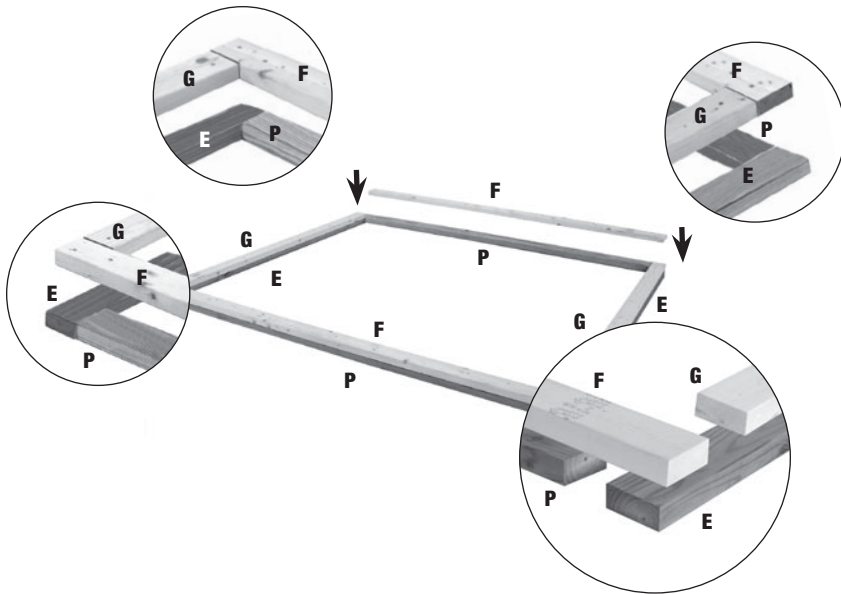


1




2

7 ft. x 8 ft. [2134 mm x 2438 mm] 8 ft. x 14 ft. [2438 mm x 4267 mm] 10 ft. x 22 ft. [3048 mm x 6706 mm]




3

1.



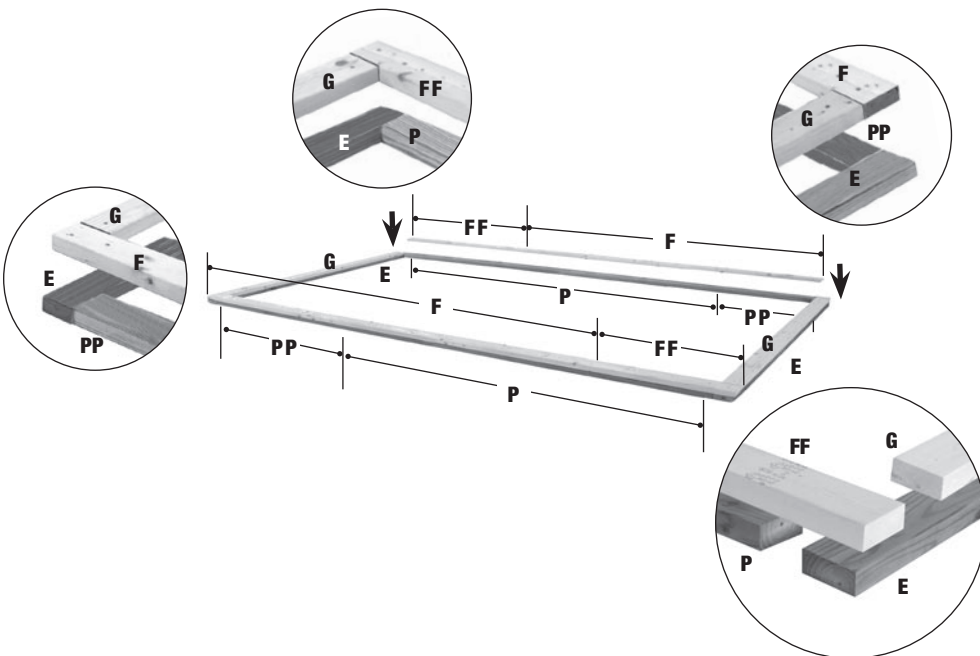
Square the base
Mettre la base à l'équerre
Marque la base
基部を四角にします

2.



2 1/2 in.
64 mm

~~7 ft. x 8 ft. [2134 mm x 2438 mm]~~ ~~8 ft. x 14 ft. [2438 mm x 4267 mm]~~ ~~10 ft. x 22 ft. [3048 mm x 6706 mm]~~



7 ft. x 8 ft.
[2134 mm x 2438 mm]

30

8 ft. x 14 ft.
[2438 mm x 4267 mm]

40

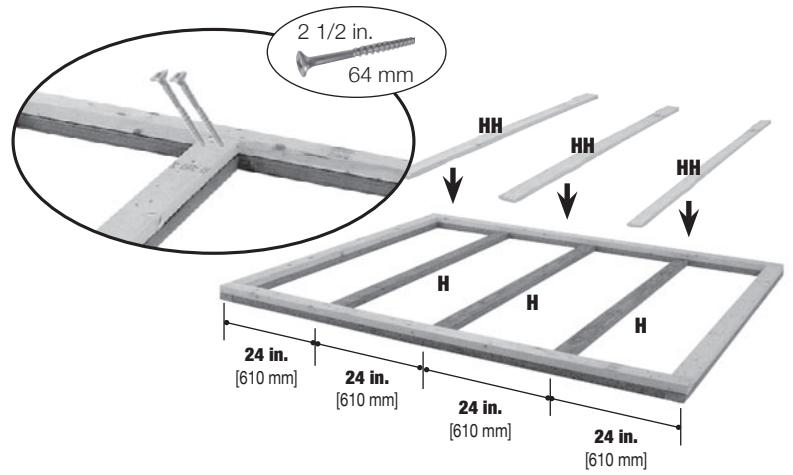
10 ft. x 22 ft.
[3048 mm x 6706 mm]

54


4

7 ft. x 8 ft. [2134 mm x 2438 mm] **8 ft. x 14 ft.** [2438 mm x 4267 mm] **10 ft. x 22 ft.** [3048 mm x 6706 mm]


H =	3	6	10
HH =	3	6	10
 =	24	48	80




5

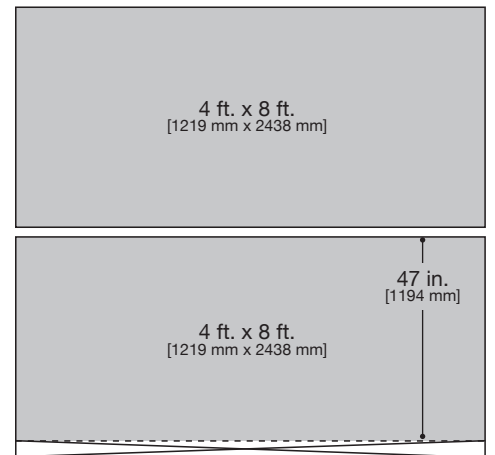
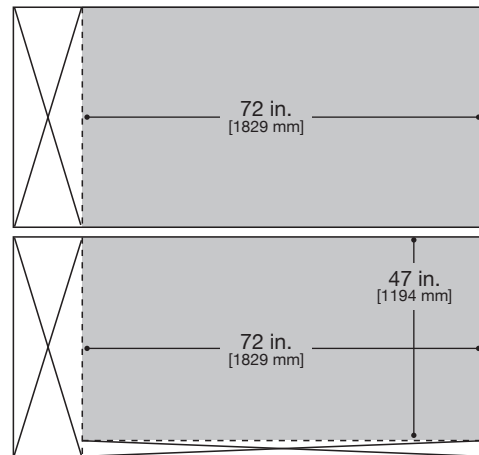
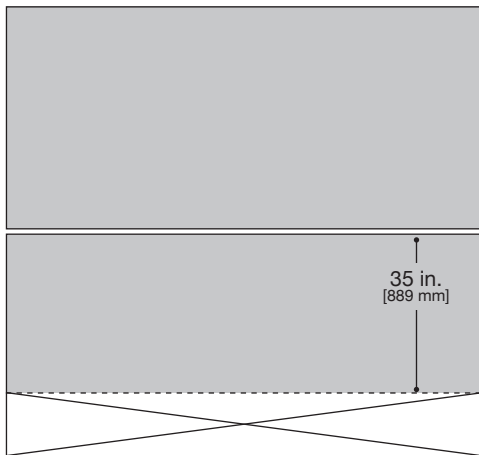


2 1/2 in.
64 mm

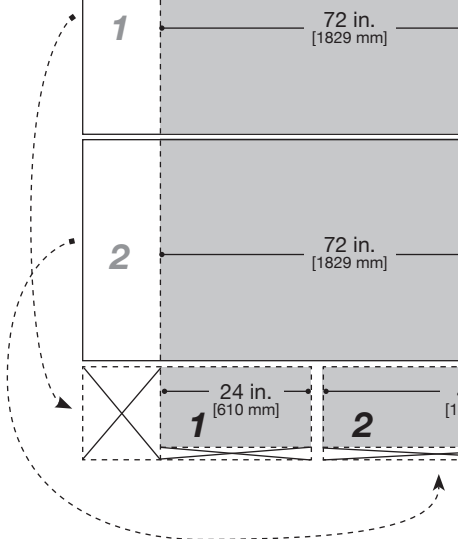
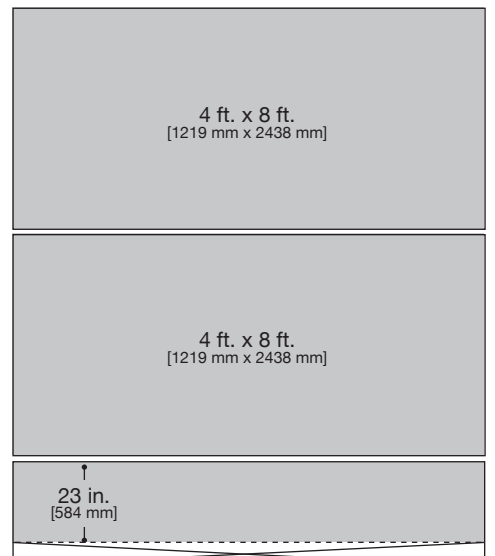
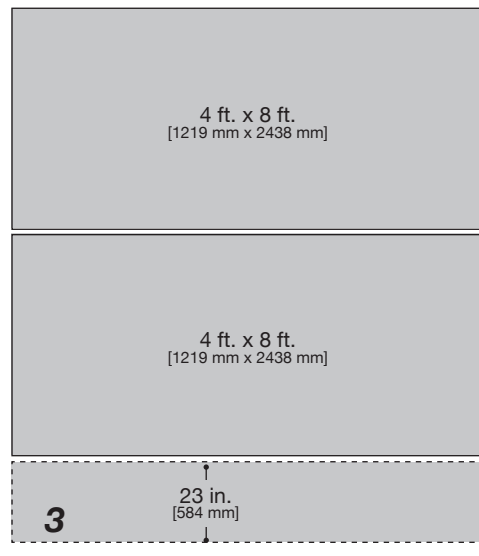
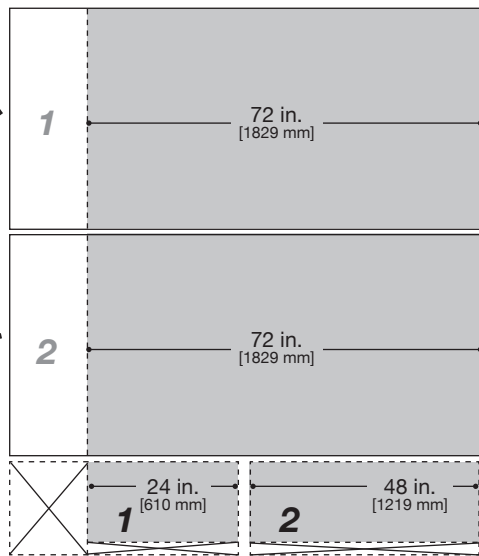


7 ft. x 8 ft. [2134 mm x 2438 mm]  = 39

8 ft. x 14 ft. [2438 mm x 4267 mm]  = 78



10 ft. x 22 ft. [3048 mm x 6706 mm]  = 164


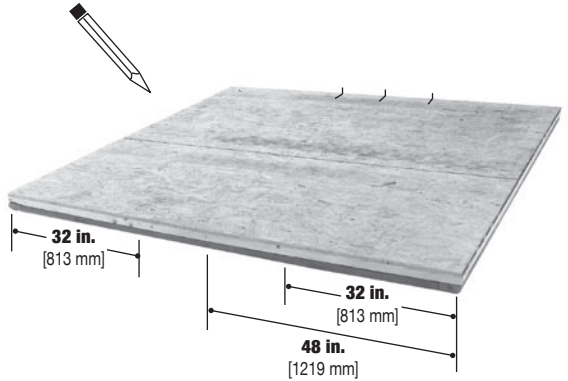


6

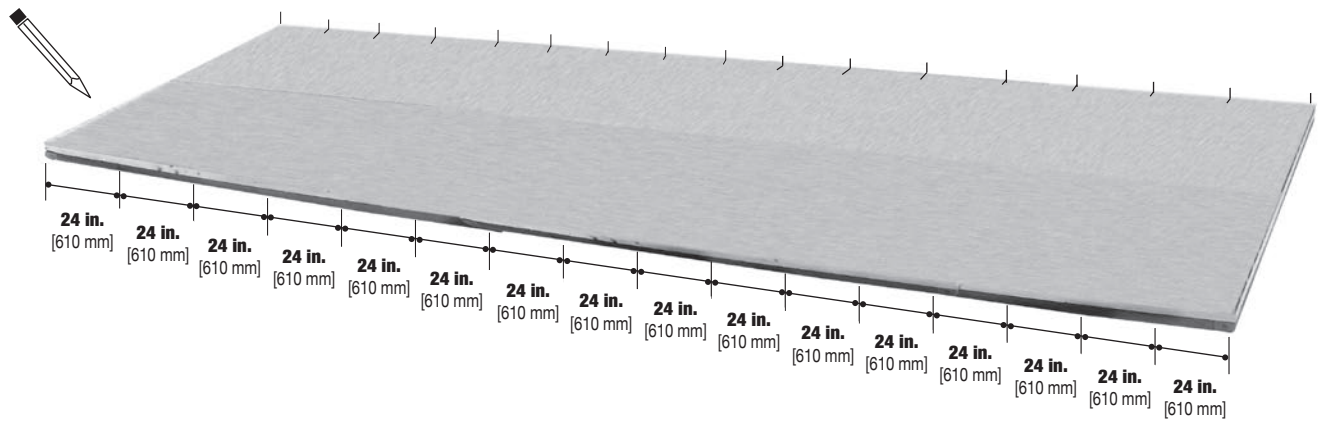
7 ft. x 8 ft.
[2134 mm x 2438 mm]



8 ft. x 14 ft.
[2438 mm x 4267 mm]



10 ft. x 22 ft.
[3048 mm x 6706 mm]





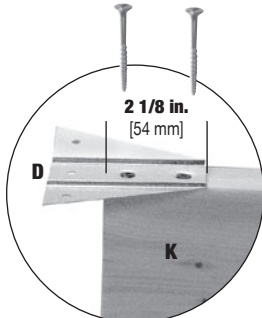
7

7 ft. x 8 ft.
[2134 mm x 2438 mm]

8 ft. x 14 ft.
[2438 mm x 4267 mm]

10 ft. x 22 ft.
[3048 mm x 6706 mm]

K = 10 16 24



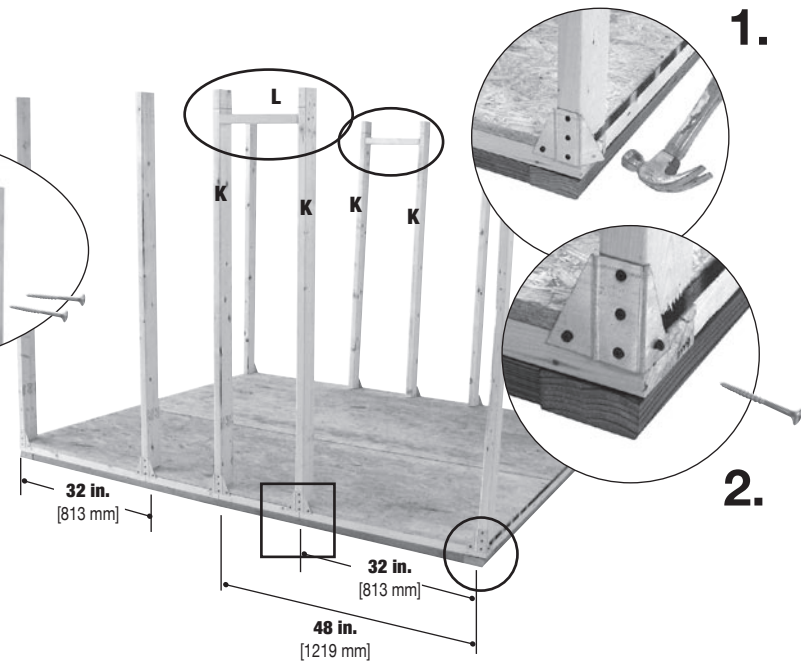
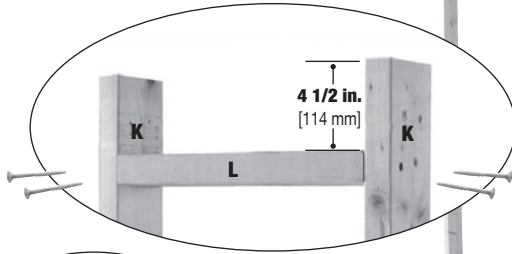

8

7 ft. x 8 ft.
[2134 mm x 2438 mm]

8 ft. x 14 ft.
[2438 mm x 4267 mm]

10 ft. x 22 ft.
[3048 mm x 6706 mm]

K = 10



7 ft. x 8 ft.
[2134 mm x 2438 mm]

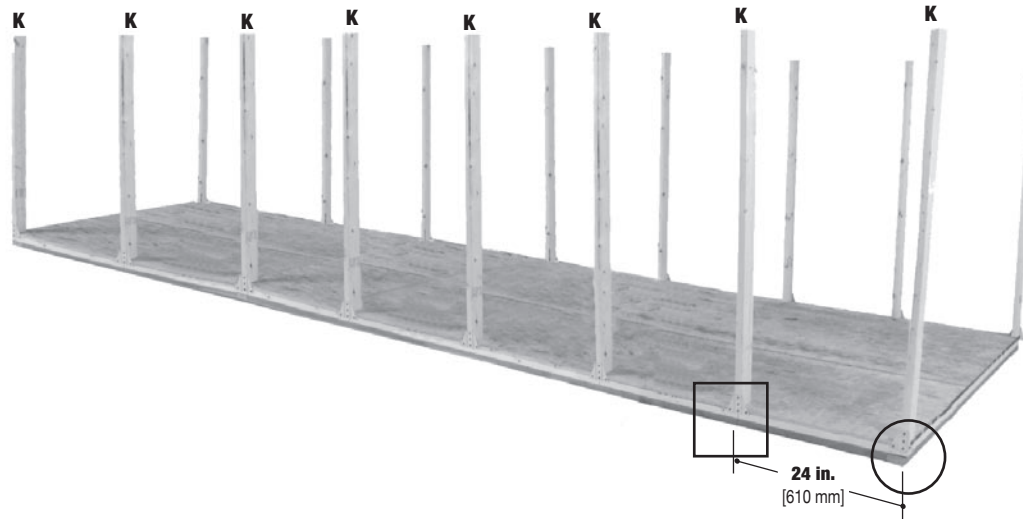
8 ft. x 14 ft.
[2438 mm x 4267 mm]

10 ft. x 22 ft.
[3048 mm x 6706 mm]

K =

16

24



9

7 ft. x 8 ft.
[2134 mm x 2438 mm]

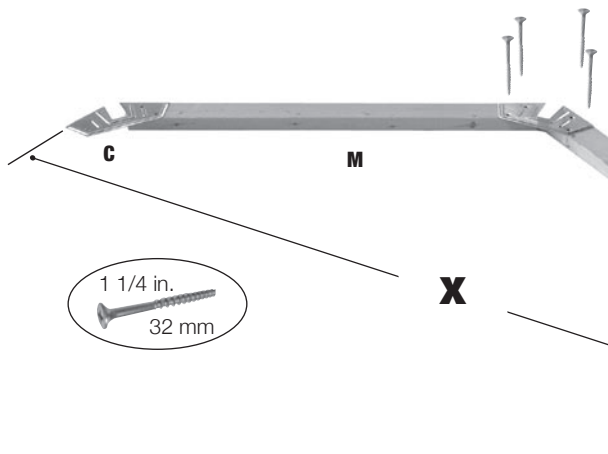
8 ft. x 14 ft.
[2438 mm x 4267 mm]

10 ft. x 22 ft.
[3048 mm x 6706 mm]



X = 83 in.
[2108mm]

95 in.
[2413mm]

119 in.
[3023mm]




Use a scrap 2x4 for spacing
Utiliser un 2x4 de rebut pour l'espacement
Use un trozo sobrante de 2x4 para el espaciamento
隙間には不要な 2x4 を使用します



10

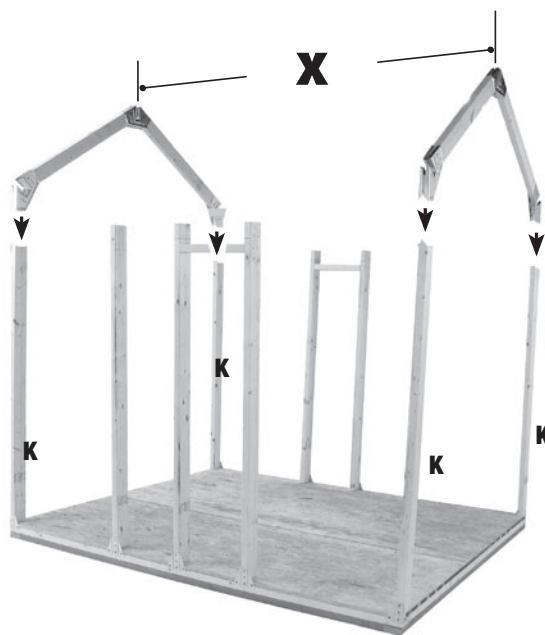
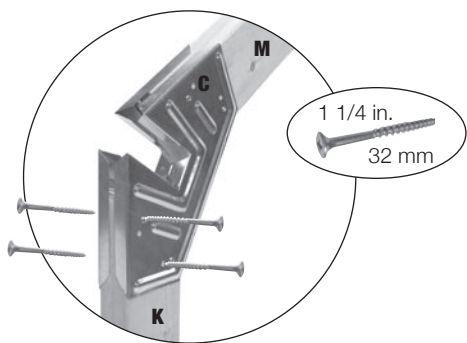
Repeat **step 9** on opposite side
Répéter l'étape 9 sur le côté opposé
Repita el paso 9 en el lado opuesto
反対側もステップ 9 を繰り返します



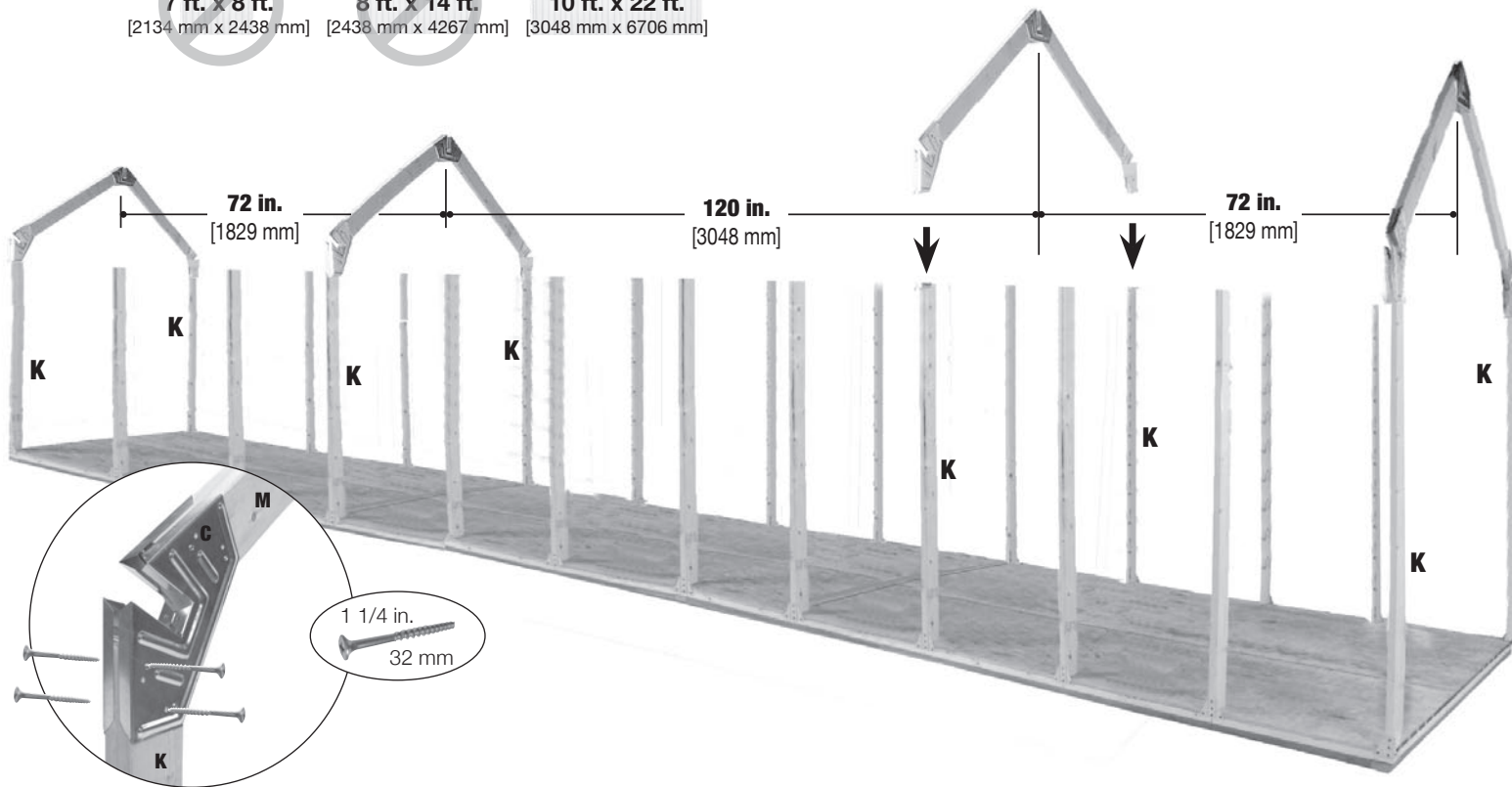
11

7 ft. x 8 ft. [2134 mm x 2438 mm] **8 ft. x 14 ft.** [2438 mm x 4267 mm] **10 ft. x 22 ft.** [3048 mm x 6706 mm]

X = 96 in. [2438 mm] 168 in. [4267 mm]



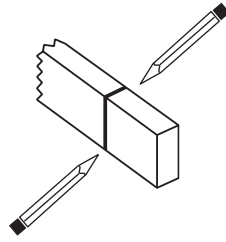

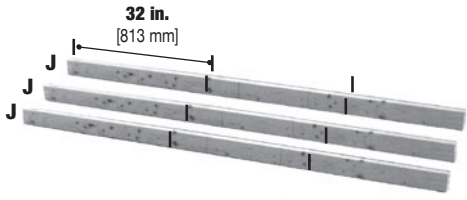
7 ft. x 8 ft. [2134 mm x 2438 mm] **8 ft. x 14 ft.** [2438 mm x 4267 mm] **10 ft. x 22 ft.** [3048 mm x 6706 mm]




12

~~7 ft. x 8 ft.~~ [2134 mm x 2438 mm] ~~8 ft. x 14 ft.~~ [2438 mm x 4267 mm] ~~10 ft. x 22 ft.~~ [3048 mm x 6706 mm]

~~7 ft. x 8 ft.~~ [2134 mm x 2438 mm] ~~8 ft. x 14 ft.~~ [2438 mm x 4267 mm] ~~10 ft. x 22 ft.~~ [3048 mm x 6706 mm]



~~7 ft. x 8 ft.~~ [2134 mm x 2438 mm] ~~8 ft. x 14 ft.~~ [2438 mm x 4267 mm] ~~10 ft. x 22 ft.~~ [3048 mm x 6706 mm]

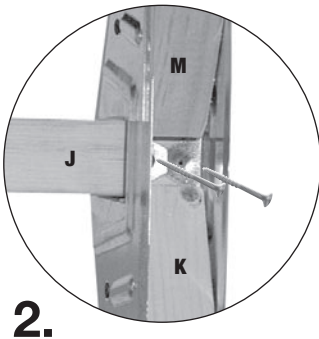
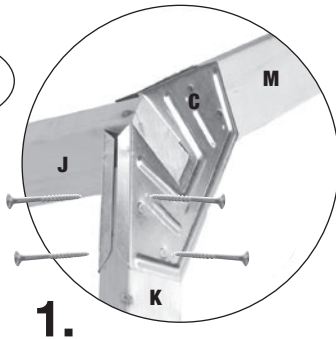


13

~~7 ft. x 8 ft.~~ [2134 mm x 2438 mm] ~~8 ft. x 14 ft.~~ [2438 mm x 4267 mm] ~~10 ft. x 22 ft.~~ [3048 mm x 6706 mm]



1 1/4 in.
32 mm

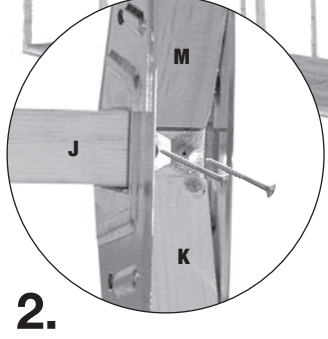
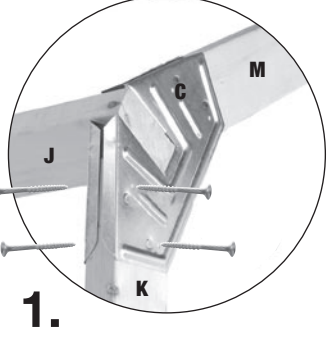
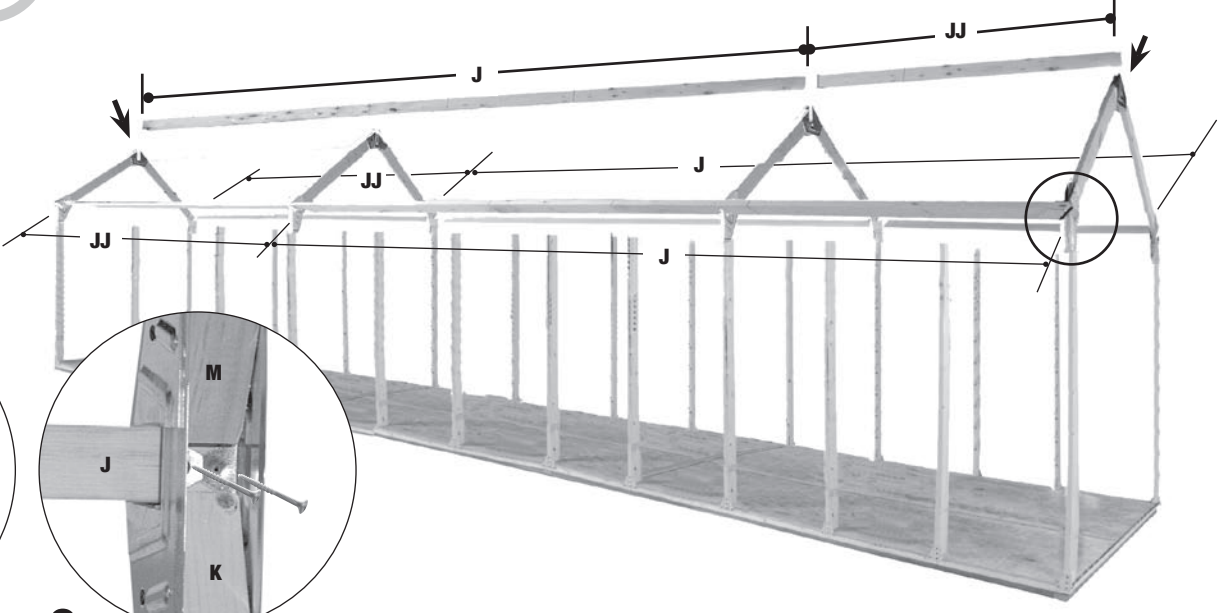


1.

2.

~~7 ft. x 8 ft.~~ [2134 mm x 2438 mm] ~~8 ft. x 14 ft.~~ [2438 mm x 4267 mm] ~~10 ft. x 22 ft.~~ [3048 mm x 6706 mm]

1 1/4 in.
32 mm

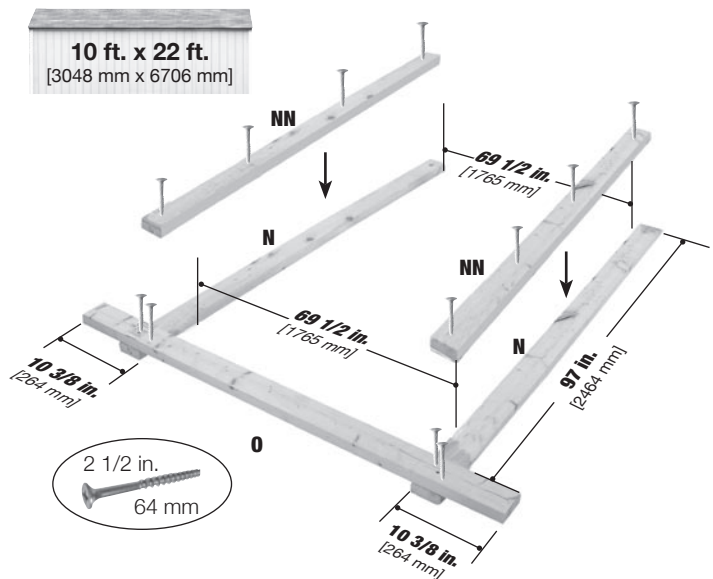
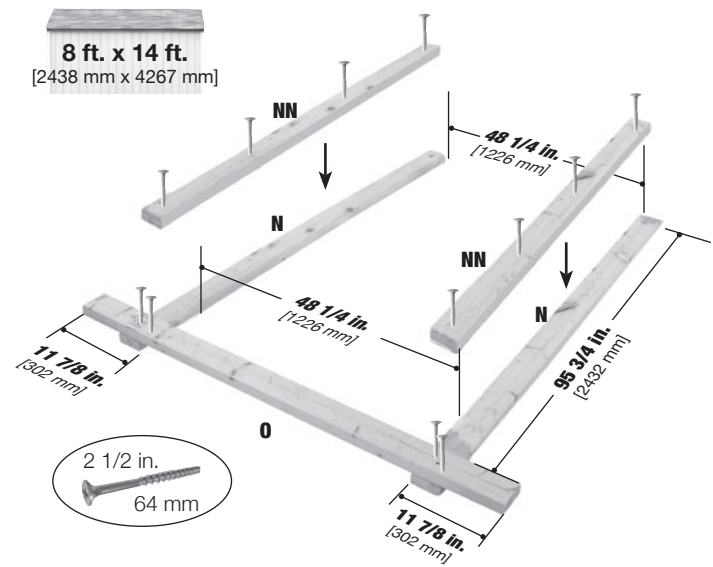
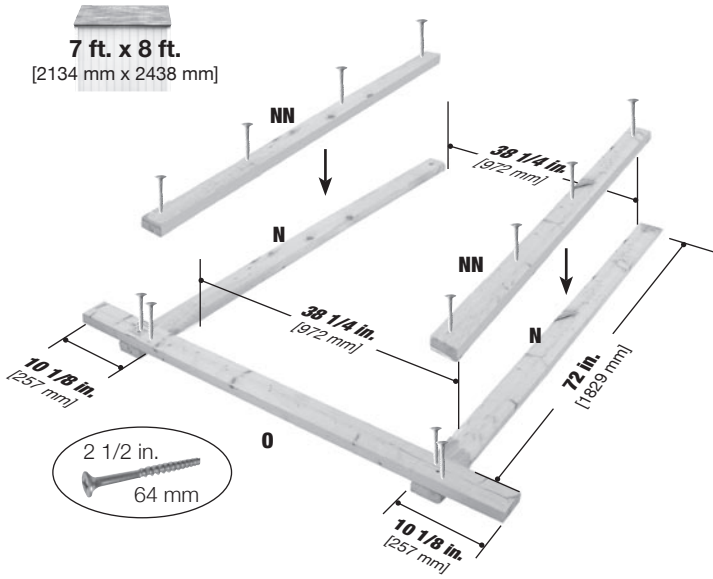


1.

2.

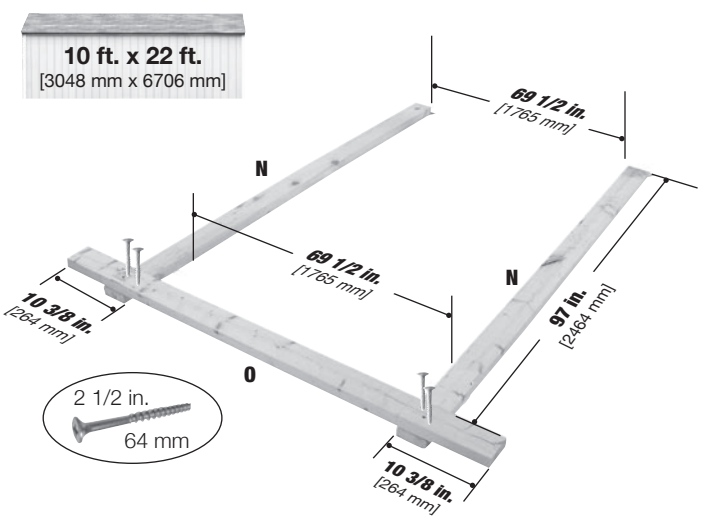
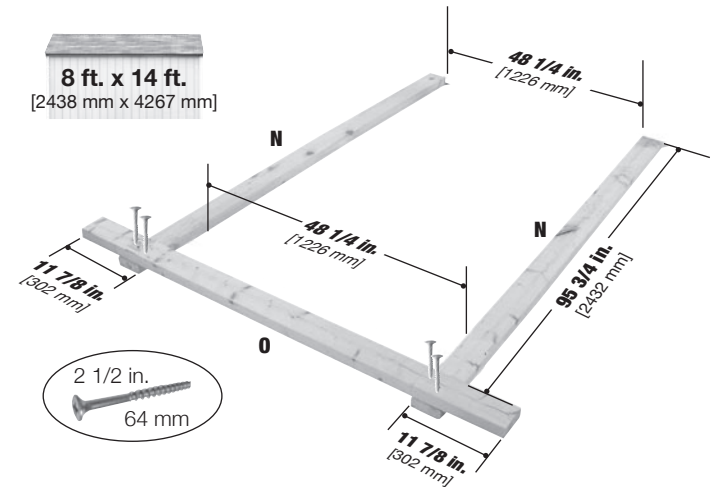
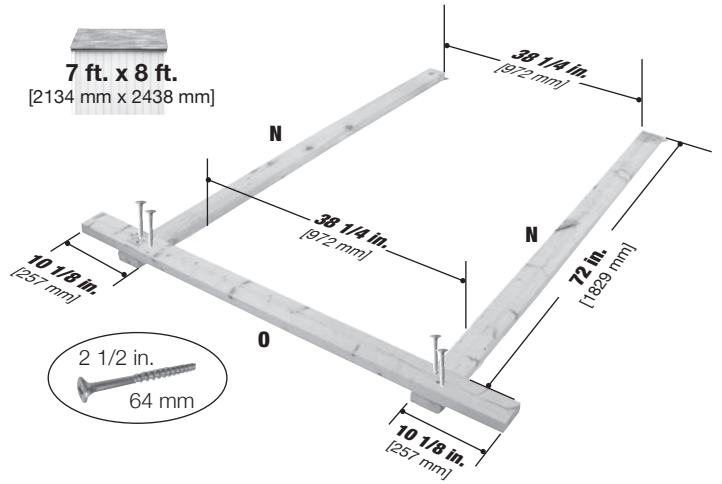
14

DOOR JAMB MONTANT DE PORTE MARCO INTERIOR DE LA PUERTA ドア枠



15

BACK WALL MUR ARRIÈRE PARED POSTERIOR 後壁

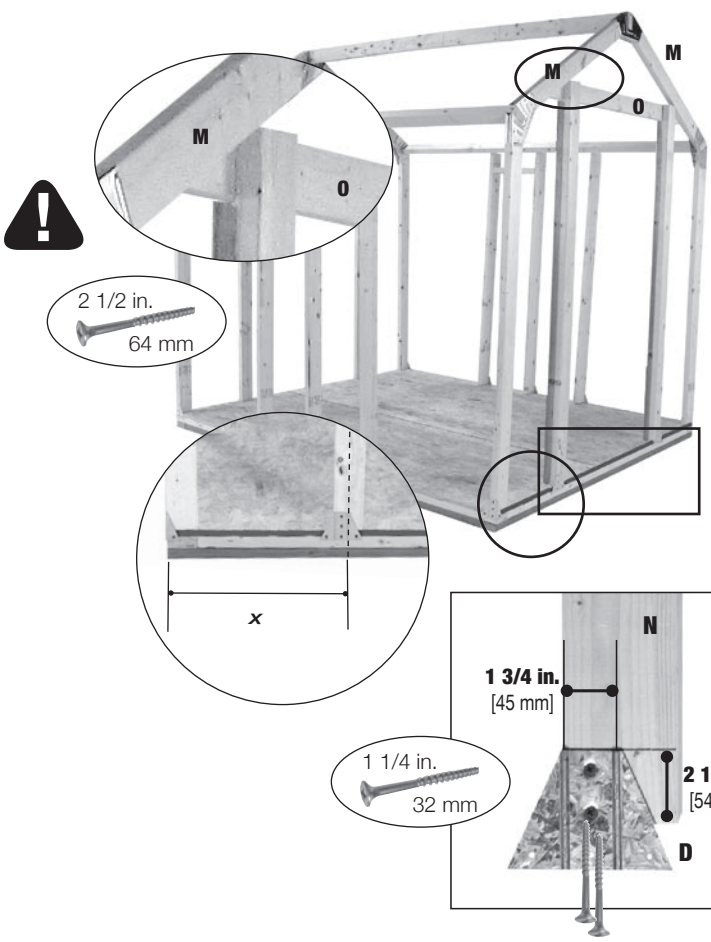


16

7 ft. x 8 ft. [2134 mm x 2438 mm] 8 ft. x 14 ft. [2438 mm x 4267 mm] 10 ft. x 22 ft. [3048 mm x 6706 mm]

X = $\left| \begin{array}{c} 22 \frac{3}{8} \text{ in.} \\ [568 \text{ mm}] \end{array} \right|$ $\left| \begin{array}{c} 23 \frac{3}{8} \text{ in.} \\ [594 \text{ mm}] \end{array} \right|$ $\left| \begin{array}{c} 24 \frac{3}{4} \text{ in.} \\ [629 \text{ mm}] \end{array} \right|$

DOOR JAMB
MONTANT DE PORTE
MARCO INTERIOR DE LA PUERTA
 ドア枠

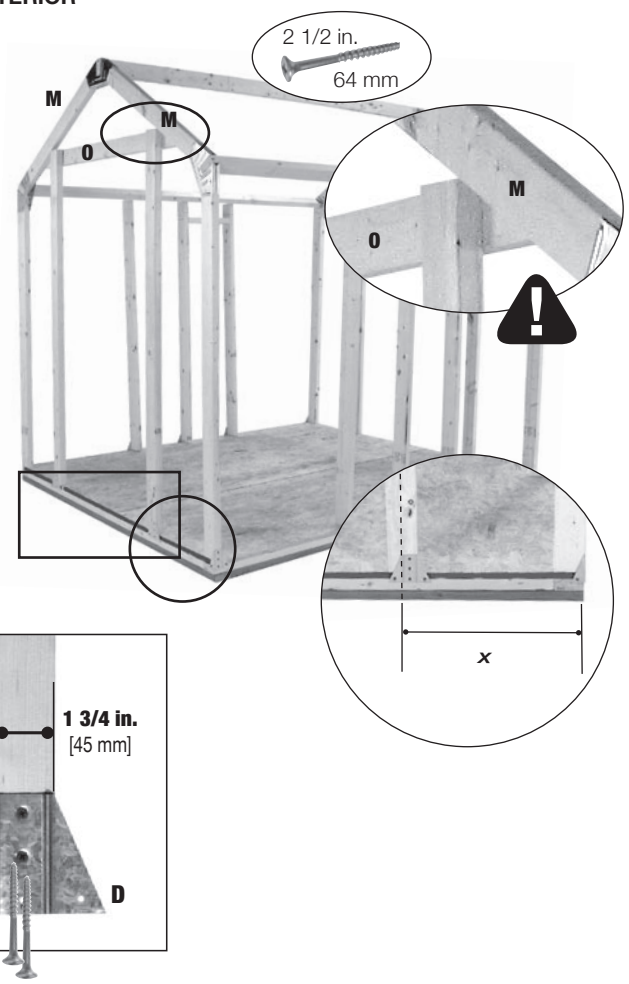


17

7 ft. x 8 ft. [2134 mm x 2438 mm] 8 ft. x 14 ft. [2438 mm x 4267 mm] 10 ft. x 22 ft. [3048 mm x 6706 mm]

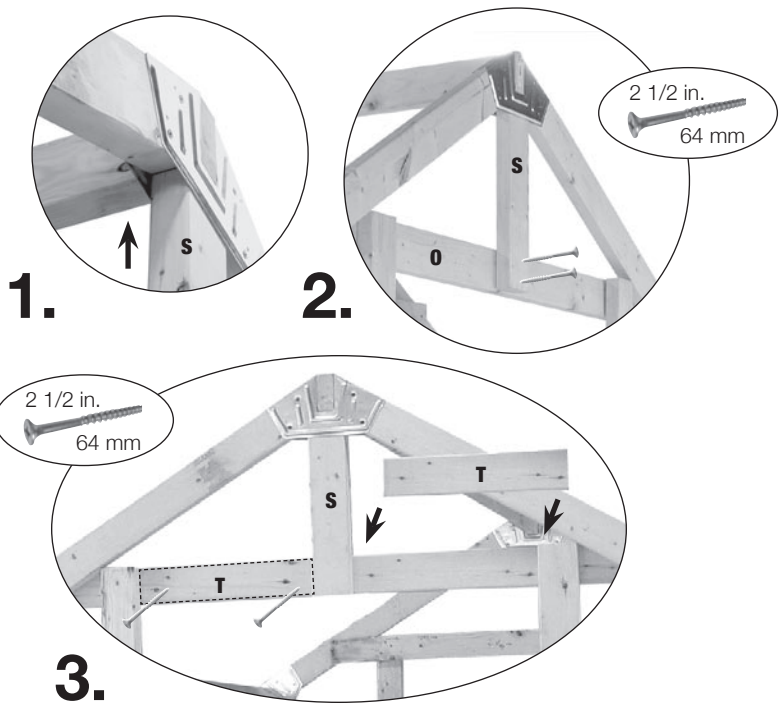
X = $\left| \begin{array}{c} 22 \frac{3}{8} \text{ in.} \\ [568 \text{ mm}] \end{array} \right|$ $\left| \begin{array}{c} 23 \frac{3}{8} \text{ in.} \\ [594 \text{ mm}] \end{array} \right|$ $\left| \begin{array}{c} 24 \frac{3}{4} \text{ in.} \\ [629 \text{ mm}] \end{array} \right|$

BACK WALL
MUR ARRIERE
PARED POSTERIOR
 後壁



18

DOOR JAMB
MONTANT DE PORTE
MARCO INTERIOR DE LA PUERTA
 ドア枠

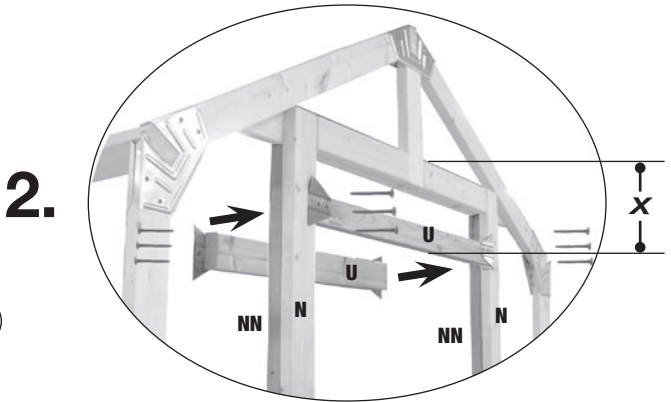
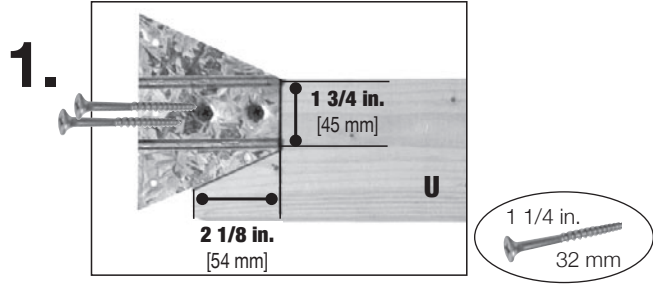


19

7 ft. x 8 ft. [2134 mm x 2438 mm]
 8 ft. x 14 ft. [2438 mm x 4267 mm]
 10 ft. x 22 ft. [3048 mm x 6706 mm]

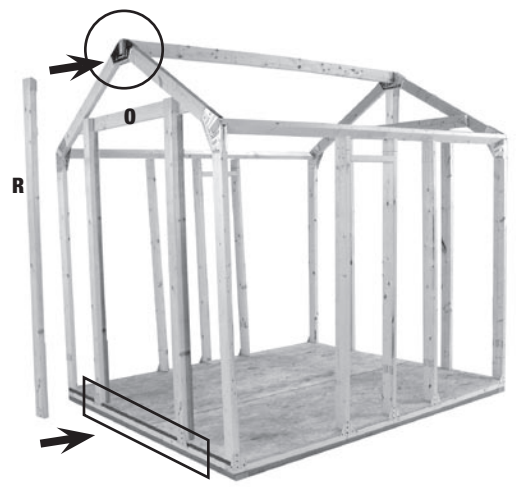
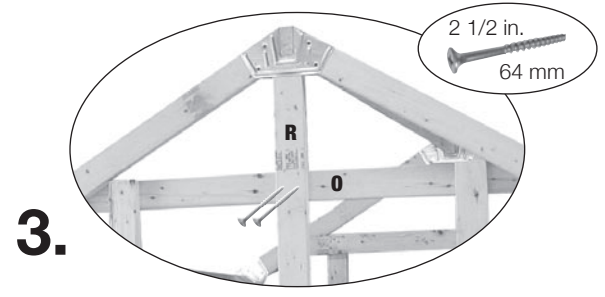

DOOR JAMB MONTANT DE PORTE MARCO INTERIOR DE LA PUERTA ドア枠

X = 14.25 in. [362 mm] 15.5 in. [394 mm]



20

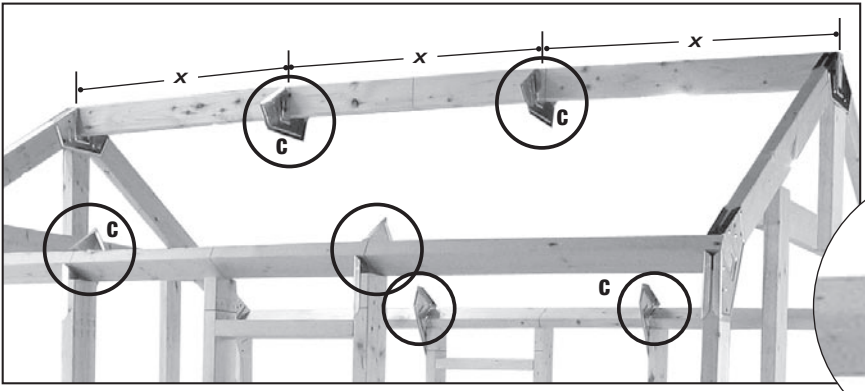

BACK WALL MUR ARRIÈRE PARED POSTERIOR 後壁



21


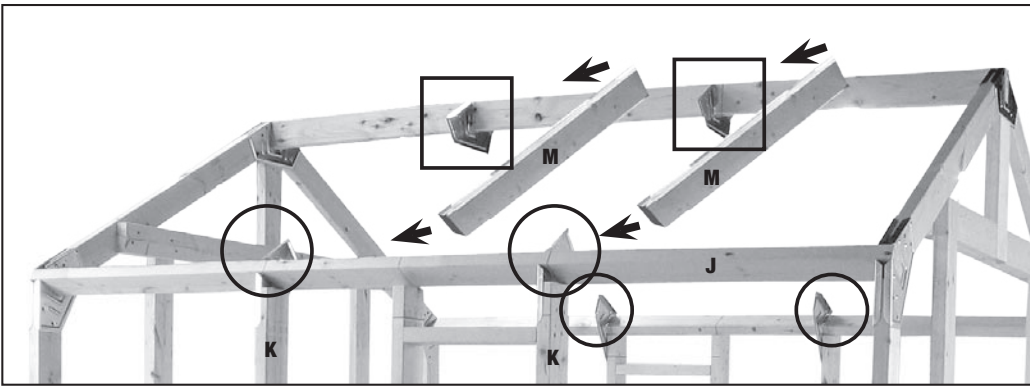
7 ft. x 8 ft. [2134 mm x 2438 mm]
 8 ft. x 14 ft. [2438 mm x 4267 mm]
 10 ft. x 22 ft. [3048 mm x 6706 mm]

C = 6 18 30
 X = 32 in. [813 mm] 24 in. [610 mm] 24 in. [610 mm]

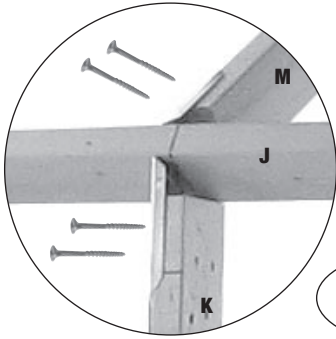


Position bracket edge at pre-marked line
 Positionner le rebord du support à la ligne pré-marquée
 Coloque el borde de la abrazadera en la línea pre-marcada
 あらかじめついている線に取付金具の端をそろえます

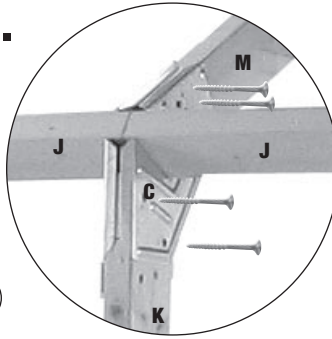
22




1.



2.

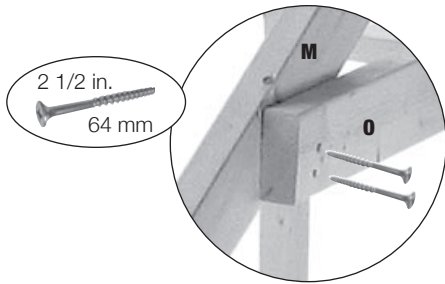


3.

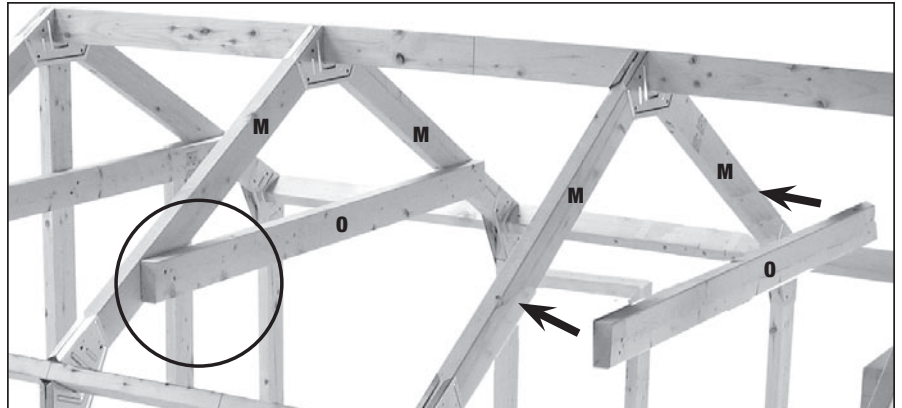


1 1/4 in.
32 mm

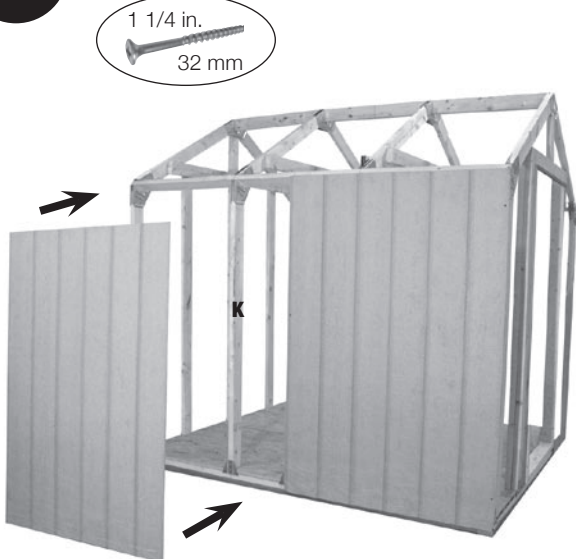
23



2 1/2 in.
64 mm



24



1 1/4 in.
32 mm



25

1 1/4 in.
32 mm

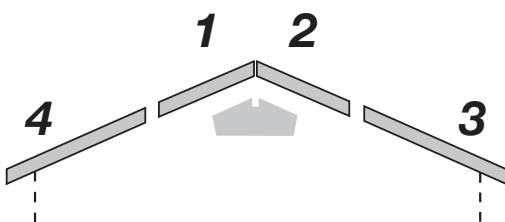
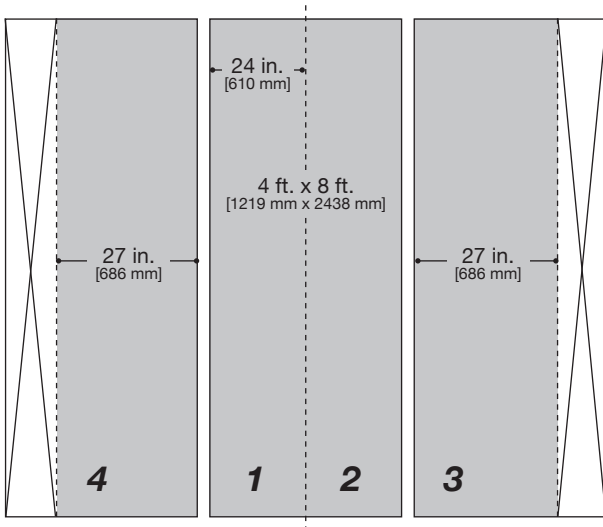


Flush with DOOR JAMB (N)
A effleurement avec LE MONTANT DE PORTE (N)
Instale al ras con EL MARCO INTERIOR DE LA PUERTA (N)
ドア枠にピッタリと揃うようにします (N)

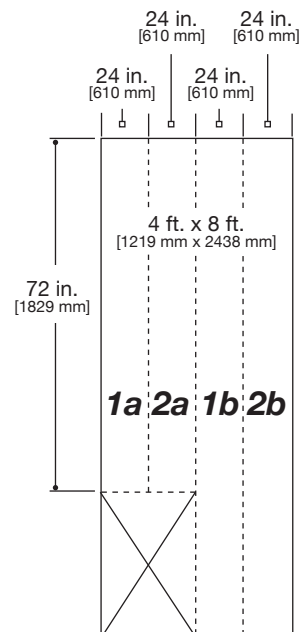
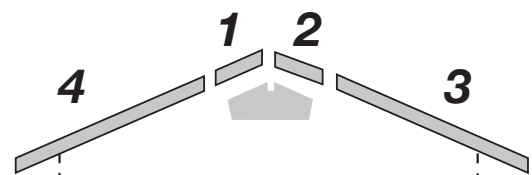
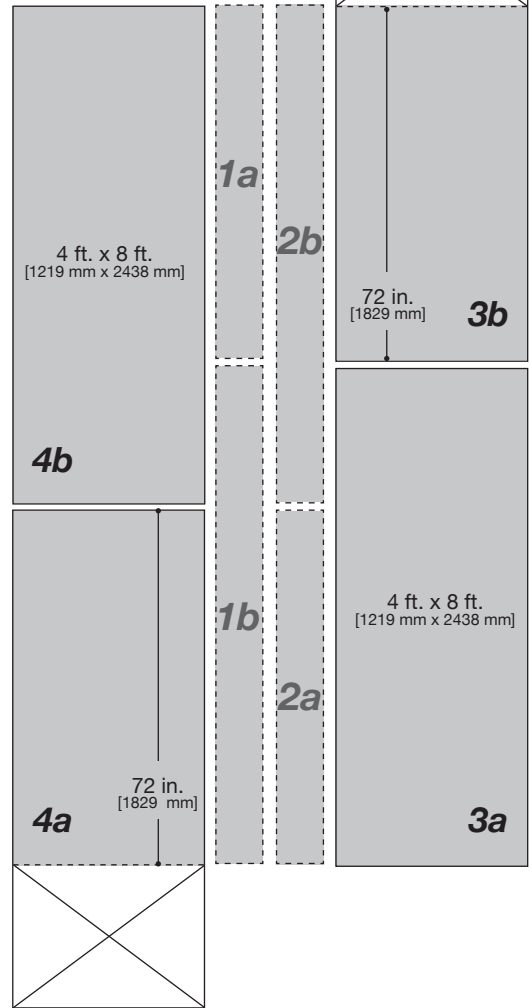
26



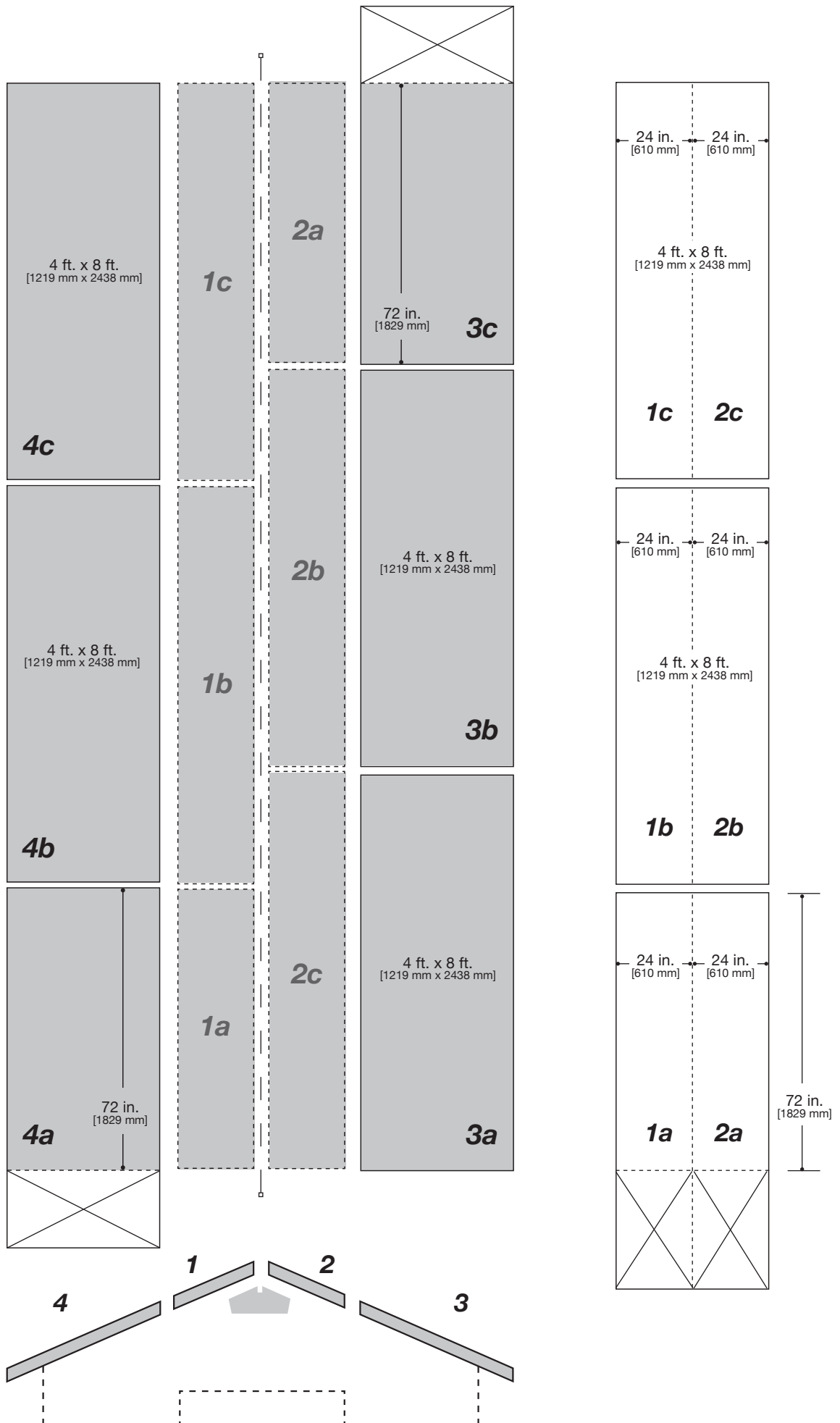
7 ft. x 8 ft.
[2134 mm x 2438 mm]



8 ft. x 14 ft.
[2438 mm x 4267 mm]



10 ft. x 22 ft.
[3048 mm x 6706 mm]



27

7 ft. x 8 ft.
[2134 mm x 2438 mm]

8 ft. x 14 ft.
[2438 mm x 4267 mm]

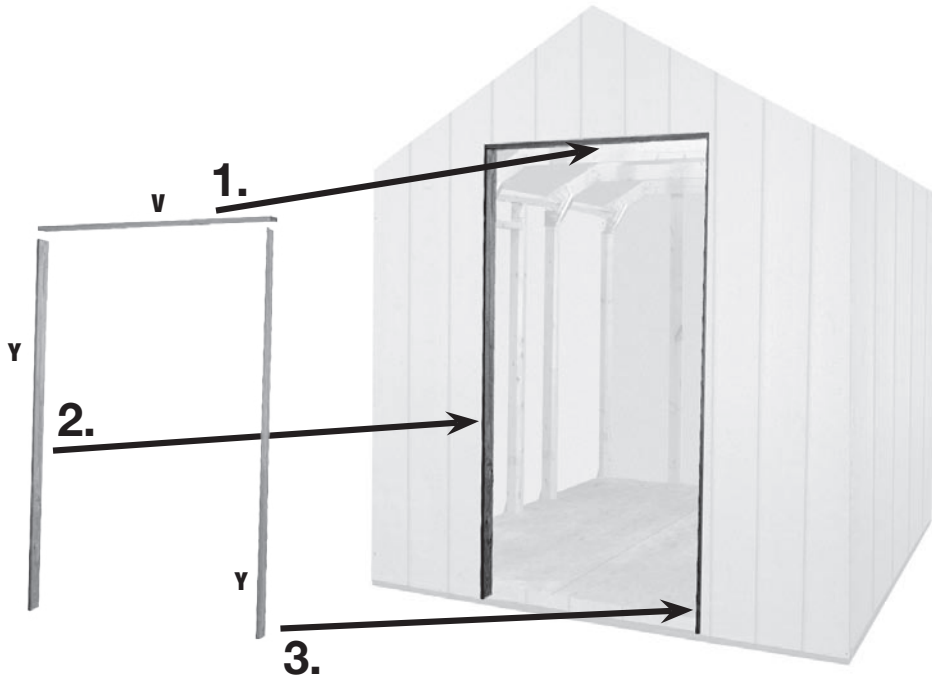
10 ft. x 22 ft.
[3048 mm x 6706 mm]



14

14

18



28

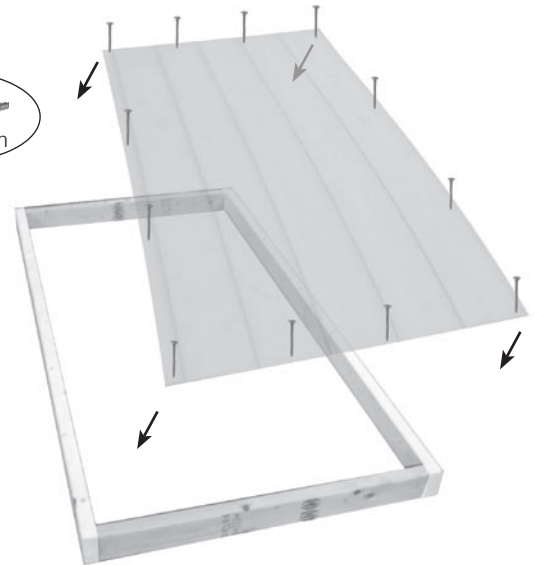
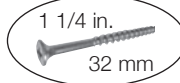
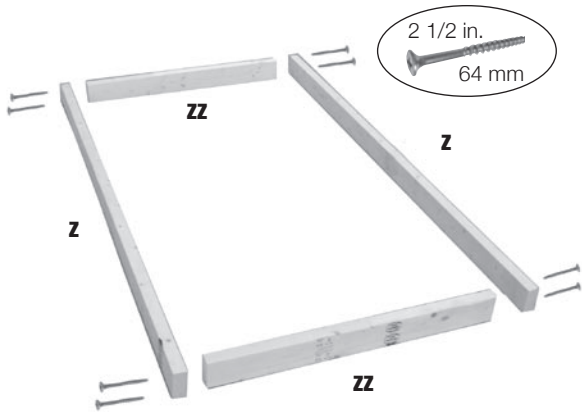
7 ft. x 8 ft.
[2134 mm x 2438 mm]

8 ft. x 14 ft.
[2438 mm x 4267 mm]

10 ft. x 22 ft.
[3048 mm x 6706 mm]




DOOR
PORTE
PUERTA
ドア




29

Add optional trim, if desired, before hanging door.
Ajouter la garniture optionnelle, si désiré, avant d'accrocher la porte.
Agregue el borde opcional, si lo desea, antes de colgar la puerta.
ドアを取り付ける前に、お好みでオプションのトリム（装飾）を取り付けます

No Trim
Pas de garniture
Sin borde
トリム（装飾）なし




T-hinge recommended
Charnières en T recommandées
Se recomienda bisagra en T
T型ちょうつがいをお勧めします



Optional Trim
Garniture optionnelle
Borde opcional
オプションのトリム



T-hinge recommended
Charnières en T recommandées
Se recomienda bisagra en T
T型ちょうつがいをお勧めします



30

Add roof and trim materials and door hardware if desired.
Ajouter les matériaux de toit et de garniture et la quincaillerie de porte si désiré.
Agregue los materiales para el techo y el borde y la herrajería para puertas si lo desea.
屋根材、トリム（装飾）、およびドア金具をお好みで取り付けます。



www. 2x4 basics[®] .com

